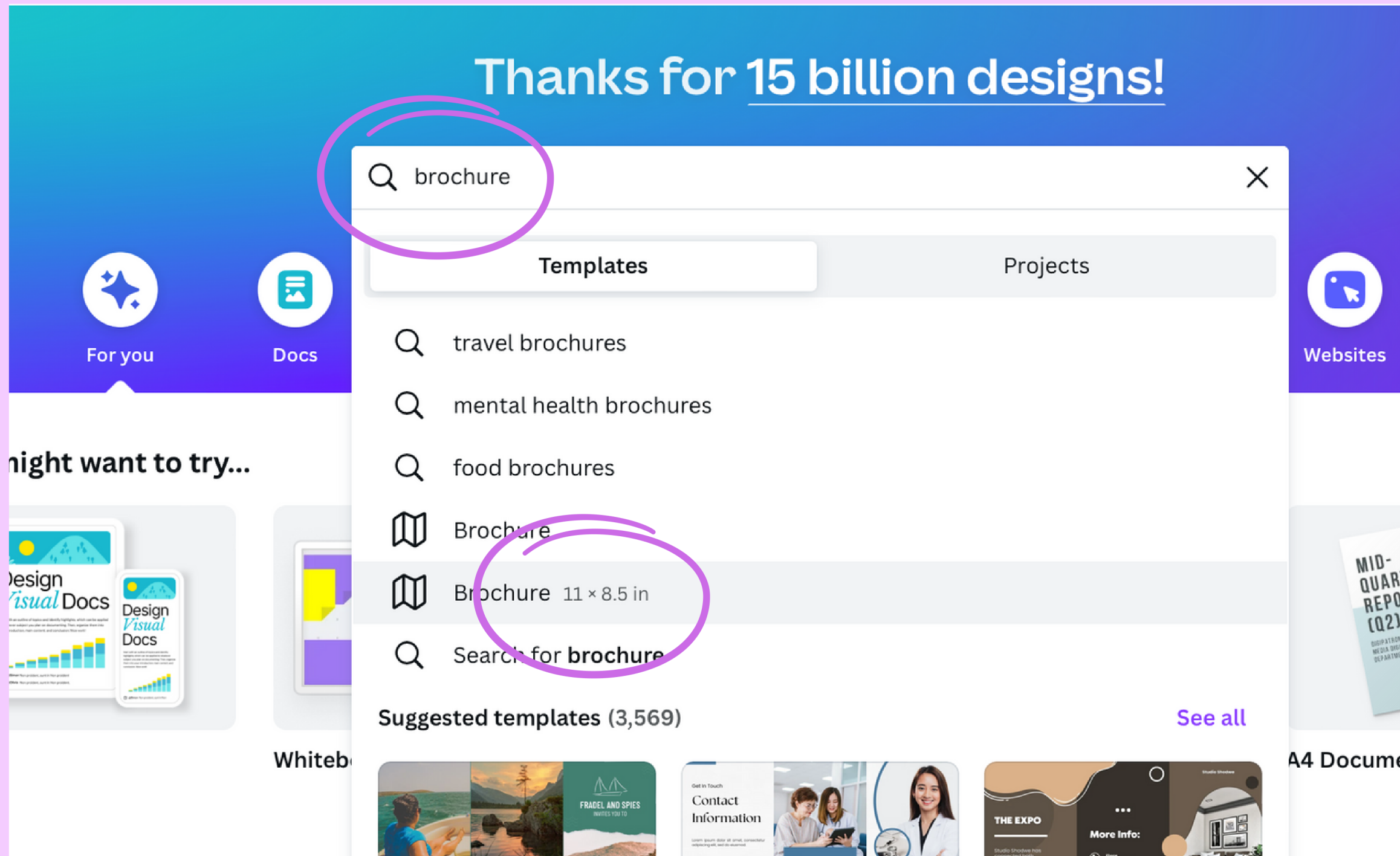


**DESIGN A TRAVEL
BROCHURE WITH
CANVA**

TRAVEL BROCHURE



Navigate to Canva.com. On the homepage, you will search for "brochure" under templates. There are two brochure types. Be sure to choose the one that says 11 x 8.5 when you hover over it.


TRAVEL BROCHURE

Home > Templates > Marketing > Brochure

Travel Sales Real Estate Spa Company Medical College Photography Wedding Product Brochures School Broch


Brochure templates

Our printable brochure templates can be customized to fit any brand or business. Add photos, icons, and illustrations or switch up the colors to give any design a personal touch.



- Easy to create and customize
- Eco-conscious, high-quality prints
- Fast and free standard shipping
- Customer guarantee

3,081 templates



Select TRAVEL as the brochure type to see all of the premade travel brochures you can customize. This is the suggested option!

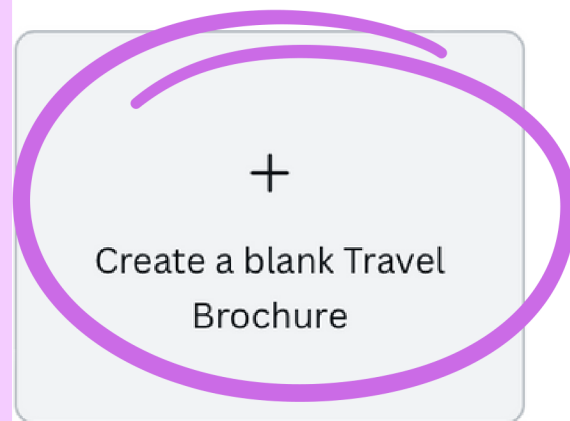
TRAVEL BROCHURE

Travel brochure templates

Craft an attractive travel brochure for any destination with a free and customizable travel brochure template from Canva.




398 templates





 **Green White Torn Trav...**
Brochure by Offledactivate



 **Blue Navy Modern Tur...**
Brochure by Letterhend St...



 **Colorful Summer Vaca...**
Brochure by VanillineGraph



 **TRUST Y ADVENT WITH U**

After filtering to the travel brochure templates, you can either choose a premade template OR create a brochure from a blank template. This option is only recommended for Canva pros!

TRAVEL BROCHURE



Purple Black Creative Epic Travel Trifold Brochure

Brochure • 11 × 8.5 in

By Esotieu Art

Customize this template

High quality eco-friendly printing available

Fast and free standard shipping

Backed by our Happiness Guarantee

Once you have found a template you like, click on it. You will then click the **CUSTOMIZE THIS TEMPLATE** button.



TRAVEL BROCHURE



Design



Elements



Uploads



Text



Projects



Photos



Audio



Background

Let's look at the side bar.

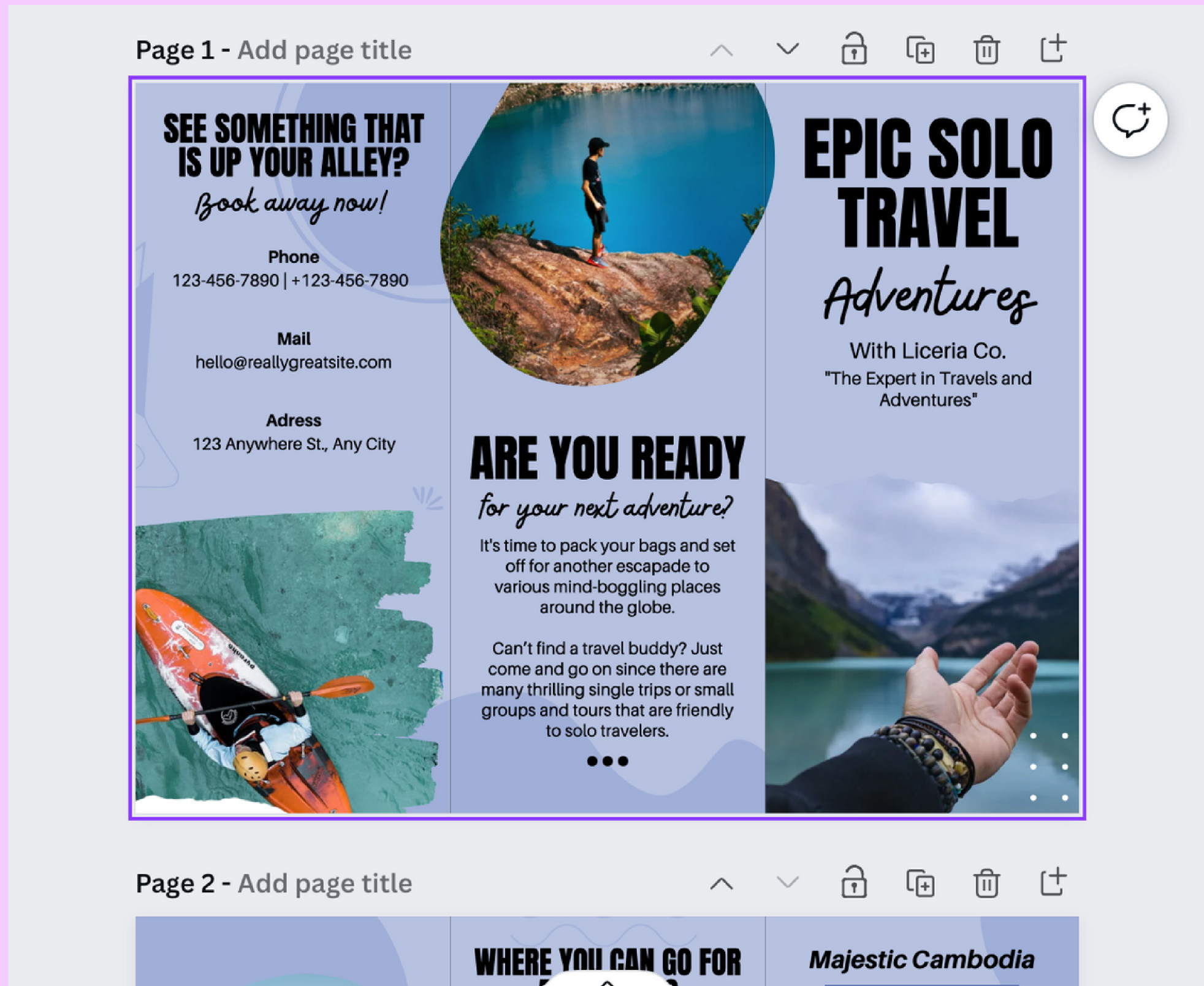
ELEMENTS - Choose from thousands of graphics, photos, videos, audio, etc.

UPLOADS - Upload your own images, videos, or audio from your computer.

TEXT - Choose from individual fonts or use one of the font pairings to add to your brochure.

BACKGROUND - Change the color of your background, or add photos as your background.

TRAVEL BROCHURE



Your brochure will have two pages. You will edit your template to fit the assignment. The headers will need to be changed to ensure you include all required categories.

TRAVEL BROCHURE



- Choose your destination. This will be the outside of your brochure, which is the circled section. Your cover should include the destination name, your name, and a picture of the destination.

TRAVEL BROCHURE



- **5 FUN FACTS** - One of the requirements is that you research your destination and write 5 fun facts about the place you are covering.

TRAVEL BROCHURE



- **THINGS TO DO - You should include at least four things you can do while visiting your destination. They should be numbered or be a bulleted list.**

TRAVEL BROCHURE

The image shows a travel brochure layout with four main sections. The 'LOCAL CUISINE' section is circled in purple. The 'Looking to Visit?' section includes a price tag and a list of categories: Flight, Stay, Activities, and Food.

LOCAL CUISINE

- Some local food...

Looking to Visit?

\$ 759.99/person

Flight:

Stay:

Activities:

Food:

THINGS TO DO
while visiting

- Relax on the beach

CLIMATE

- The weather in...

- **FOOD** - You should research the local cuisine served at the destination. You could list specific restaurants with high ratings on your brochure as well.

TRAVEL BROCHURE

LOCAL CUISINE

- Some local food...

Looking to Visit?

\$ 759.99/person

Flight:

Stay:

Activities:

Food:

THINGS TO DO
while visiting

- Relax on the beach

CLIMATE

- The weather in...

- **CLIMATE** - Research the weather at your destination. What is the weather like? How often does it rain? What clothing would you pack on a trip here?

TRAVEL BROCHURE



- **GRAPHICS** - You should include two images at minimum. One of the graphics **MUST** be a map of the destination, with a star marking the location on the map.

TRAVEL BROCHURE



LOCAL CUISINE

- Some local food...

CLIMATE

- The weather in...

THINGS TO DO
while visiting

- Relax on the beach

Looking to Visit?

\$ 759.99/person

Flight:

Stay:

Activities:

Food:

- **TRAVEL COST -** Research how much it costs to go on a trip here. How will you get there? If flying, how much would the flight cost? How much gas would you use driving? How much are hotels, food, shopping, etc.?

TRAVEL BROCHURE



- **SOURCES** - All sources of information for this project should be included on the brochure OR you can create a separate document with the sources listed and turn it in with your final project.

TRAVEL BROCHURE

OTHER CRITERIA

- **PROFESSIONALISM** - Your brochure should be neat, polished, and look good.
- **GRAMMAR AND SPELLING** - Check for grammar and spelling errors.
- **USE OF CANVA** - Utilize Canva in a way that is productive. Use multiple features and design a product that looks better than what you could have done with Google Docs or Word.